



# A day in the life of a P1 pupil at Ferryhill Primary School



# TRANSITION FROM NURSERY



Everything the children learn in nursery is transferred into Primary 1. Their independence and self help skills are encouraged and transferred into school and they will continue to grow.



Hanging up my coat



Hanging up my school bag



Self-register

# The start of the school day

- Children's first day will be either Wed 17<sup>th</sup> or Thurs 18<sup>th</sup> August
- 9.15am – 12pm
- All children in Friday 19<sup>th</sup> August
- 9.15am – 12.15pm
- All start full day Monday 22<sup>nd</sup> August
- M – Th 8.40am – 3pm
- Fri 8.40am – 12.20pm





# The start of the school day

- The children will come into the P1 area
- Hang up their coat in the cloakroom
- Unpack their bag and put it into the bag box
- In class they will self- register
- Choose from the soft start activities
- Spend time chatting to friends and the teacher



# PLAY BASED LEARNING

At Ferryhill we value the importance of play. We use a play based learning approach to learning in infant classes. We feel that it is important to have a good balance between free play, active learning and teacher led activities.

Play is one of the ways in which children learn and develop. It helps to build confidence and identity by giving a child a sense of his or her own abilities and to feel good about themselves. Play is important for the early stages of brain development. It helps to develop important skills for learning, life and work.

Play is very important to a child's development. Young children can develop many skills through the power of play. They develop their **language skills, emotions, creativity and social skills**. Play helps to **nurture imagination** and give a child a sense of adventure. Through this, they can learn essential skills such as **problem solving, working with others, sharing** and much more.





# The importance of play

- Sand and water play can be an early introduction to science and math
- Playing with dough or clay, drawing and painting pictures, dressing up, playing with dolls can encourage creativity, imagination and expression of feelings.
- Building blocks, jigsaws and shape sorters can help with recognising different shapes and sizes, putting things in order and developing logic.
- Playing ball games, dancing, running, climbing all help to develop body movement, strength, flexibility and co-ordination skills.
- Singing, playing simple music instruments help to develop rhythm, listening and hearing



# What does a school day look like in P1?

## **Soft Start**

The children start the day with a soft start. This gives them a chance to settle, play with their friends before the lesson begins.

## **Starting the day**

The children will gather on the carpet

The teacher will go through the visual timetable and the routine of the day.

## **Before break**

The class take part in play based literacy and numeracy activities supported by the teacher and PSA's

## **After break**

The class take part in play based literacy and numeracy activities supported by the teacher and PSA's

## **Lunch**

The children have lunch and then enjoy playing outside in the playground with their friends. (supervised by a PSA)

## **Afternoon**

In the afternoon the children take part in a variety of topic, Health and Wellbeing, Expressive Arts and P.E. based activities outside.



**It's a busy day!**

# Literacy in P1

Literacy is an important part of the P1 curriculum. Children take part in teacher led activities, active learning, learning through play and teacher directed table top learning tasks.

In Primary 1 we start with phonological awareness which is recognising sounds, rhymes and alliteration.

We learn:

- fairy tales
- nursery rhymes
- Sequencing stories
- Using puppets and toys to act out parts of a story





# Literacy Rich Programme

We follow the City of Edinburgh's Literacy Rich programme when learning letters and their sounds. Learning the letter sounds helps us to blend to read and write three letter words i.e. c-a-t.

We learn the sounds through active learning as well as working with the teacher:

- Stories
- Magnetic boards
- Playdough
- Matching games
- Sound fishing
- Spelling cubes
- Smartboard games
- Play sound stations
- Phonics games
- Sound feely bags



# Learning to read

To support children learn how to read we start with wordless books, this allows children to use the picture to tell the story.

Next, we move on to sounding out simple three letter words (e.g. t-a-p and s-a-t) then we begin learn the names of the characters before adding tricky words and sentences.

Each week we will learn different tricky words. (sometimes also known as common words) We call them tricky words as they do not follow our sounding out rules. The tricky words help us with reading and writing.



# Why is drawing so important?

We encourage children to draw before they can write.

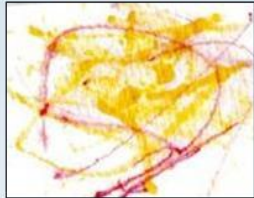
## Writing tasks:

- Playful writing opportunities – role play
- Helicopter Stories
- Coping words
- Using a word bank
- Meaningful writing tasks – cards, invitations, menus, diaries, postcards and letters.
- Sentence building
- Story drawing and story acting.
- Emergent writing – having a go a sounding out.


## Stages of Early Writing Development

p. 8


**Stage 1- Random Scribbles (ages 2-3)**




**Stage 2- Controlled Scribbles (age 3)**





**Stage 3- Mock Writing (ages 3-4)**



**Stage 4- Writing Letters (ages 4-5)**



**Stage 5- Writing Words (ages 5-6)**





# Writing in Primary 1

Before learning to write children mark make through drawing, scribbles and copying words that they see in their environment. The children develop their fine motor skills first as it is important to develop their finger muscles to help them write

Fine motor tasks:

- Playdough
- Threading
- Cutting
- Tweezers
- Sorting
- Drawing
- Peg boards
- Geoboards – elastic bands
- Playing with small toys



# Listening and Talking

Listening and talking in literacy is developed through sharing ideas and contributing to conversations and discussions.

Listening and talking activities:

- Listening to a wide range of stories
- Sharing thoughts about stories
- Answering and asking questions
- Role play
- Small world play
- Using puppets to act out stories.
- Talking about our likes and dislikes
- Working with a partner, in a group or as part of the whole class.





# PLAYTIME

- Time for some fresh air and a chance to run around, balance, climb or be inventive in our loose parts play section.
- We tend to go outside in all weathers so please make sure your child is wearing suitable clothing.
- Your child will also need a small, healthy snack to keep them going until lunchtime.



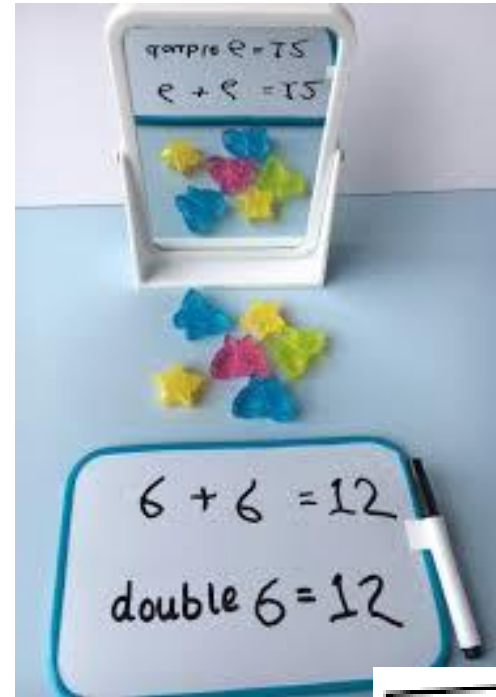


# NUMERACY

The City of Edinburgh council follow SEAL ( Stages of Early Arithmetic Learning) for numeracy. We focus on number recognition, number patterns and counting.

In Primary 1 we learn the following things:

- Counting forwards and backwards
- Counting and copying the number of claps and stomps
- Sequencing and ordering numbers
- Counting single and 2 groups of objects
- Double facts e.g.  $2+2=4$
- Adding within 10 and 20
- Sharing groups of objects equally



# Maths topics

Other aspects of maths include:

Time

Measure

Shape

Money

Data Handling

We learn maths in a fun and active way including:

- Small group work led by the teacher
- Interactive games on the smartboard
- Table top games with a partner or in a group
- Outdoor maths
- Games





# LUNCHTIME

- All school meals are provided free of charge to P1 children
  - Ordering is through an online system called Parent Pay – please pre order by Wednesday midnight for the following week.
  - School meals offer a healthy and tasty meal option.
  - Pupils may prefer to bring their own packed lunch.
- (Please make sure lunch boxes and water bottles are labelled clearly. )
- After lunch, the children are escorted by our PSA's into the playground where they have the opportunity to play and run around with their friends.





# AFTERNOONS

## *Learning Through Play Across the Curriculum*

During the afternoon learning session the children will:

- Learn about the world they live in through different class projects (such as People Who Help Us, Farming and Living Things).
- Have opportunities to develop skills across the expressive arts.
- Develop curiosity and enquiry through STEM (Science, Technology, Engineering and Mathematics) based activities.
- Recognise, appreciate and celebrate different cultures and traditions.
- Engage in play activities that are a mix of free play extended by the teacher or planned learning with an active focus.
- Participate in Circle Time and Health & Well-being focused activities.
- Access the school grounds and engage in outdoor learning activities.



# PE

We go outside or to the gym hall for PE.

In P1 we learn the following:

- Balancing and rolling
- Moving around in different ways (hopping, skipping, jumping and running)
- Throwing and catching balls
- Throwing at a target
- Team games
- Obstacle courses
- Use the trim trail to practise balancing and climbing



# Home Learning

In Primary 1 the children will have a mixture of literacy and maths homework.

For literacy the children will have sounds and tricky words to practice. In numeracy they will be practising their number recognition and counting skills.

At Ferryhill we appreciate that many children take part in activities outside school and homework should be done in short bursts to keep children motivated and engaged.

At the start of each term, a learning overview will be sent home to share what the learning in class will be. You will also be given a home learning grid with activities to choose from throughout the term. These activities do not need to be returned to school but are a super way for you to become involved in your child's learning.





# OUTDOOR LEARNING



We are extremely fortunate at Ferryhill to be set in large grounds and surrounded by an environment rich in opportunities and we make full use of our grounds and enjoy taking learning beyond the classroom.

Recent studies have highlighted some benefits of outdoor learning for young children:




- \* higher levels of conversational language.
- \* greater independence.
- \* improved health and sleeping patterns.
- \* greater physical competence and agility.
- \* improved time focus on activities and more concentration.
- \* a greater understanding of nature and the environment.
- \* improved social skills, involvement and initiative.

Not to mention that the staff and pupils love going outside and having fun!

# Getting ready for Primary 1

## Getting Ready for School Checklist

I can...	I can...	I can...
recognise my name <input type="checkbox"/>	hold my pencil carefully <input type="checkbox"/>	put on my socks <input type="checkbox"/>
write the first letter <input type="checkbox"/>	draw a face <input type="checkbox"/>	find my shoes <input type="checkbox"/>
copy my name <input type="checkbox"/>	colour in carefully <input type="checkbox"/>	put on my shoes <input type="checkbox"/>
write my name <input type="checkbox"/>	name the colours I use <input type="checkbox"/>	do up my shoes <input type="checkbox"/>




I can...	I can...	I can...
count from 1 to 5 <input type="checkbox"/>	sing simple rhymes <input type="checkbox"/>	find my coat <input type="checkbox"/>
recognise each number <input type="checkbox"/>	sing and clap to a song <input type="checkbox"/>	put my arms into my coat <input type="checkbox"/>
place 1 to 5 in order <input type="checkbox"/>	tap a beat <input type="checkbox"/>	do up a zip to the top <input type="checkbox"/>
write 1 to 5 in order <input type="checkbox"/>	move to music <input type="checkbox"/>	do buttons <input type="checkbox"/>



I can...	I can...	I can...
eat with a knife and fork <input type="checkbox"/>	tidy away my toys <input type="checkbox"/>	say please when I ask <input type="checkbox"/>
pour myself a drink <input type="checkbox"/>	clear away things I've used <input type="checkbox"/>	say thank you when I get <input type="checkbox"/>
taste different foods <input type="checkbox"/>	put my clothes away <input type="checkbox"/>	ask to go to the toilet <input type="checkbox"/>
wash my hands before and after <input type="checkbox"/>	help at home <input type="checkbox"/>	wait my turn to talk <input type="checkbox"/>





# THANK YOU FOR READING

We hope you found the information in this presentation helpful and we look forward to welcoming you to Ferryhill Primary School soon.

